






The Dublin Archiving The Mission





The Mission

Our mission is to preserve digital history and ensure that our present remains accessible and understandable for future generations. We work to prevent a digital dark age where essential aspects of our digital lives vanish due to technological shifts, data degradation, or platform dependency.

We believe that long-term preservation is not just a technical necessity but a cultural responsibility. Through advanced storage solutions, format migration, and physical transformations of digital content, we protect what matters – from personal memories and creative work to public records and institutional knowledge.


Dig Archive serves both individuals who wish to safeguard their digital legacy and institutions that require durable, trustworthy archiving strategies. By bridging the digital and the physical, we ensure that today's digital footprints won't be lost.

OUR GOALS

- Preserve**
To actively collect, secure, and preserve digital content of personal, cultural, and historical value using sustainable formats and strategies.
- Transform**
To develop innovative methods for turning fragile digital content into meaningful, tangible artifacts that can be experienced and accessed across generations.
- Raise Awareness**
To promote knowledge about digital fragility and empower individuals and institutions to take ownership of their digital legacy.

THE DIGITAL PRESERVATION HANDBOOK

NO. 1



WHAT IS DIGITAL PRESERVATION?

Digital preservation refers to the ongoing efforts to protect and ensure long-term access to digital materials of enduring value. As much of our cultural, historical, and personal memory now exists in digital form, the need to safeguard it from technological obsolescence, degradation, and loss is growing.

Unlike traditional archiving, digital preservation requires proactive strategies – such as migrating data to sustainable formats, maintaining contextual metadata and, at times, transforming digital content into tangible form to ensure its longevity across generations.



WHY PHYSICAL PRESERVATION MATTERS IN THE DIGITAL AGE

While digital storage offers convenience, it is far from permanent. Files can disappear due to hardware failures, software obsolescence, cyber attacks or a phenomenon known as bit rot – the gradual corruption of digital data over time. In a world where formats change rapidly and platforms shut down, physical preservation offers stability. By converting digital content into durable, physical formats, we reduce the risk of loss and ensure continued access over time.



For as long as we've existed, humans have sought to preserve their stories. From cave paintings and clay tablets to letters and photo albums, we've found ways to leave traces of our lives behind. It's our way of defying time – ensuring that our memories, thoughts, and emotions live on.

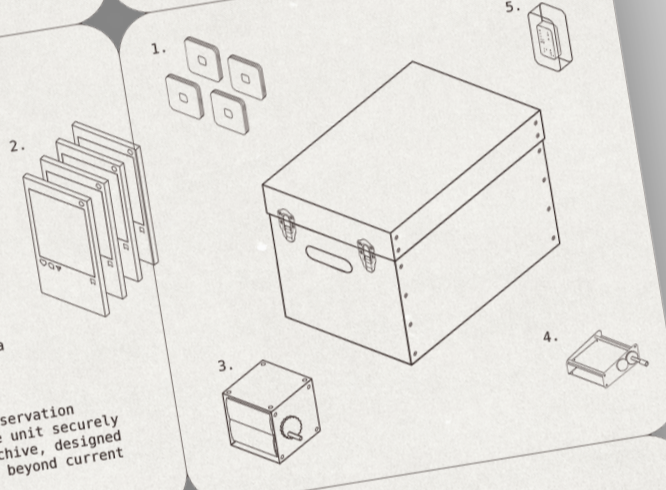
Today, our stories no longer exist on paper but as digital fragments – photos on a phone, messages in a chat, notes on a hard drive. Love letters have become text messages, diaries have turned into text documents, and family albums are now folders in an attic. Unlike a dusty box of letters in an attic, digital memories don't just sit and wait for someone to rediscover them. They are fragile, dependent on technology that is constantly changing, and without storage media – hard drives, floppy disks, and other data carriers – have a limited lifespan, and without active preservation efforts, valuable information may disappear forever.

The Capsule

Once your digital archive is processed and preserved, you will receive your personalized capsule. The capsule is a carefully designed, physical container that transforms your digital metal container. It includes digital representations of your most meaningful tactile content – such as printed messages, social media posts, video stills, and music – alongside a high-tech storage core containing your complete digital archive.

Your archive is preserved both physically and digitally. While the physical object offers a meaningful, lasting way to engage with your preserved past, you also have access to all your preserved data through a secure and private online portal.

- 1. Publications.**
Featuring curated material from your notes, text messages, emails, and documents.
- 2. Lithophanes.**
3D-printed images of selected social media posts that reveal their details when lit from behind.
- 3. Frame viewer.**
A mechanical device displaying a selected video clip frame by frame.
- 4. Music box.**
Playing your chosen song, offering a personal auditory memory.
- 5. Data core.**
Using advanced compression and preservation technologies, this compact storage unit securely contains your complete digital archive, designed for readability and longevity far beyond current standards.



To Make a Selection

Deciding what to preserve is an important first step. Here are some things to consider:

Personal Significance. Choose the content that represents your life, memories, and experiences – whether it's family photos, personal letters, social media posts, or emails. Think about what you would want to pass on or look back on in the future.

Historical and Educational Value. Digital content that has long-term significance, such as historical data, creative works, or professional documents, is worth preserving. If you're unsure, think about what tells the story of your life or career.

Content Type. Consider preserving the following:

- Photos and videos
- Text messages and emails
- Social media posts and interactions
- Documents (personal, professional, creative work)
- Music playlists and audio files
- Notes and writings (journals, creative projects)

Volume of Data. You don't need to preserve everything. This process is about creating a curated, meaningful archive. Choose representative samples from large datasets. If you're unsure what to select, we can assist with recommendations.

NAMING FILES

Clear and consistent file naming is essential for long-term access and understanding. Use descriptive names that reflect the content. Avoid special characters (like / \ * ? < >) and stick to hyphens or underlines. Including dates in the format YYYY-MM-DD helps keep files organized chronologically. A thoughtful naming system makes it easier to locate, interpret, and preserve your digital material – both now and in the future.

- ▼ Digital Archive
 - ▼ Family Photos
 - ▼ 1998
 - 1998-05-12_Grandma_Birthday.jpg
 - 1998-12-25_Christmas_Eve_portrait.jpg
 - ▼ Letters and Writing
 - ▼ Documents
 - 2001-03-02_Letter_to_Emma.pdf
 - 2005-06-10_Journal_Graduation.txt

UPLOADING FILES

To begin the preservation process, you'll need to load the digital material you want to archive onto our website. You can choose to do this manually or through an automated selection using our secure, AI-based service. This option is especially useful when managing someone else's digital legacy. You can upload files directly from your computer, or connect to cloud storage services such as Google Drive or iCloud, or import data from social media platforms and apps. It's also possible to download your content from services like Facebook or Instagram and upload it manually.



The Public Archive

On Dig Archive's website you'll have access to our Public Archive. It's a collection of digital records that people have chosen to share. There you'll find everyday traces of life – text messages, photos, social media posts, playlists, emails, and notes. A record of thoughts, conversations, and moments that often fade into how people communicate, document, and remember in the digital world.

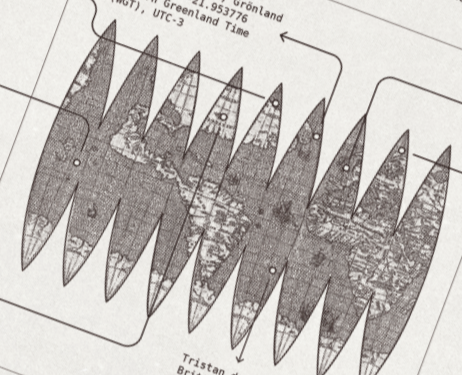


Where is the DIG Archive?

The preservation process doesn't end when your capsule arrives at your home. At Dig Archive, we ensure the long-term safety of your digital legacy through a transparent storage system designed to outlast shifts in technology and infrastructure.

Your digital archive is securely backed up in our climate-controlled archival facilities, protected by advanced physical and digital security measures. To minimize risk and ensure durability, we store copies across multiple geographically dispersed locations. This system of distributed storage safeguards your data against natural disasters, technical failures, and other unforeseen events.

We believe that archives should not disappear into obscurity. That's why we maintain a public map showing both the locations of our storage facilities – offering both transparency and accountability – and where your archive resides. It helps ensure it won't be forgotten. It becomes part of a shared, visible infrastructure.



How to Physically Archive Digital Media

Once you've selected the contents you want to preserve, your digital material is carefully converted and prepared for long-term storage, both physically and digitally. But to understand how and why we do this, it's worth looking back at the origins of archiving.

The first archives were physical, inscribed in clay, carved into stone, or painted onto walls. From Mesopotamian cuneiform tablets to ancient Egyptian hieroglyphs, civilizations have always searched for ways to preserve their knowledge across generations. What these early methods shared was a desire for permanence: the ability for information to survive fire, flood, and time.


Dig Archive continues that tradition of permanence, ensuring today's fleeting digital content is preserved in formats inspired by the past.

Physical Representation. Your archive begins with selected parts of your digital life being turned into physical artifacts. Some of your social media images are converted into lithophanes – a modern form of the clay tablet. These are delicate 3D-printed panels that only reveal their imagery when held up to light.

The Digital Core. All your original files, your high-density data storage, are also preserved being encoded through a highly advanced process: bits are broken down into its most fundamental form: bits. Its longevity, its form is intentionally designed for exceptional durability. The method of printing is built to resist decay, obsolescence, and loss.



DIG ARCHIVE



THE PRESERVATION REFORMATION

1 2 3 4 5 6 ● 8 9

DIG Archive is a service for long-term preservation of personal digital memories. It transforms your digital data into a lasting archive – physically stored and carefully curated for future generations.


For as long as we've existed, humans have sought to preserve their stories. From cave paintings and clay tablets to letters and photo albums, we've found ways to leave traces of our lives behind. It's our way of defying time – ensuring that our memories, thoughts, and emotions live on.

Today, our stories no longer exist on paper but as digital fragments – photos on a phone, messages in a chat, notes on a hard drive. Love letters have become text messages, diaries have turned into text documents, and family albums are now cloud storage folders. But unlike a dusty box of letters in an attic, digital memories don't just sit and wait for someone to rediscover them. They are fragile, dependent on technology that is constantly changing. Modern storage media – hard drives, floppy disks, and other data carriers – have a limited lifespan, and without active preservation efforts, valuable information may disappear forever.


WHAT IS DIGITAL PRESERVATION?

Digital preservation refers to the ongoing efforts to protect and ensure long-term access to digital materials of enduring value. As much of our cultural, historical, and personal memory now exists in digital form, the need to safeguard it from technological obsolescence, degradation, and loss is growing.


Unlike traditional archiving, digital preservation requires proactive strategies – such as migrating data to sustainable formats, maintaining contextual metadata and, at times, transforming digital content into tangible form to ensure its longevity across generations.




Magnetic Tape 1951




IBM Model 350 1956



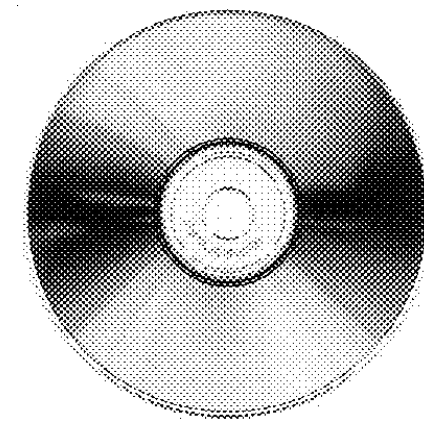
Cassette Tape 1963




Floppy Disk 1971




5.25-inch HDD 1980




Compact Disk 1982



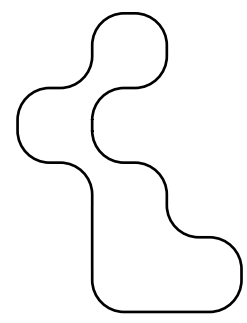
SD Card 1999



USB Flash Drive 1999



Cloud Storage 2006



CONTACT

dig@archive.se

010-476 70 00

The Mission

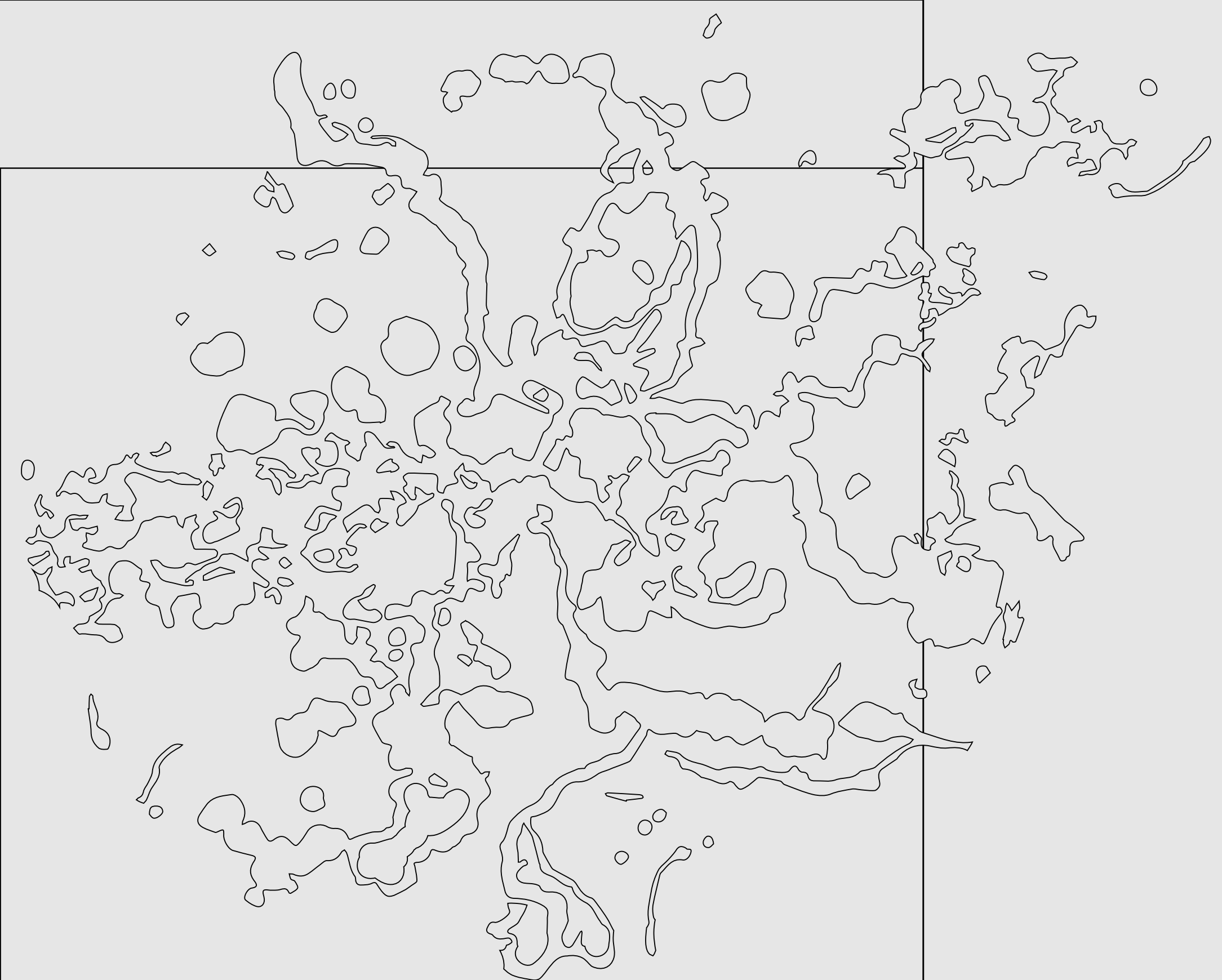
Our mission is to preserve digital history and ensure that our present remains accessible and understandable for future generations. We work to prevent a digital dark age where essential aspects of our digital lives vanish due to technological shifts, data degradation, or platform dependency.

We believe that long-term preservation is not just a technical necessity but a cultural responsibility. Through advanced storage solutions, format migration, and physical transformations of digital content, we protect what matters – from personal memories and creative work to public records and institutional knowledge.

Dig Archive serves both individuals who wish to safeguard their digital legacy and institutions that require durable, trustworthy archiving strategies. By bridging the digital and the physical, we ensure that today's digital footprints won't be lost.

OUR GOALS



- 1** **Preserve**
To actively collect, secure, and preserve digital content of personal, cultural, and historical value using sustainable formats and strategies.
- 2** **Transform**
To develop innovative methods for turning fragile digital content into meaningful, tangible artifacts that can be experienced and accessed across generations.
- 3** **Raise Awareness**
To promote knowledge about digital fragility and empower individuals and institutions to take ownership of their digital legacy.



WHY PHYSICAL PRESERVATION MATTERS IN THE DIGITAL AGE

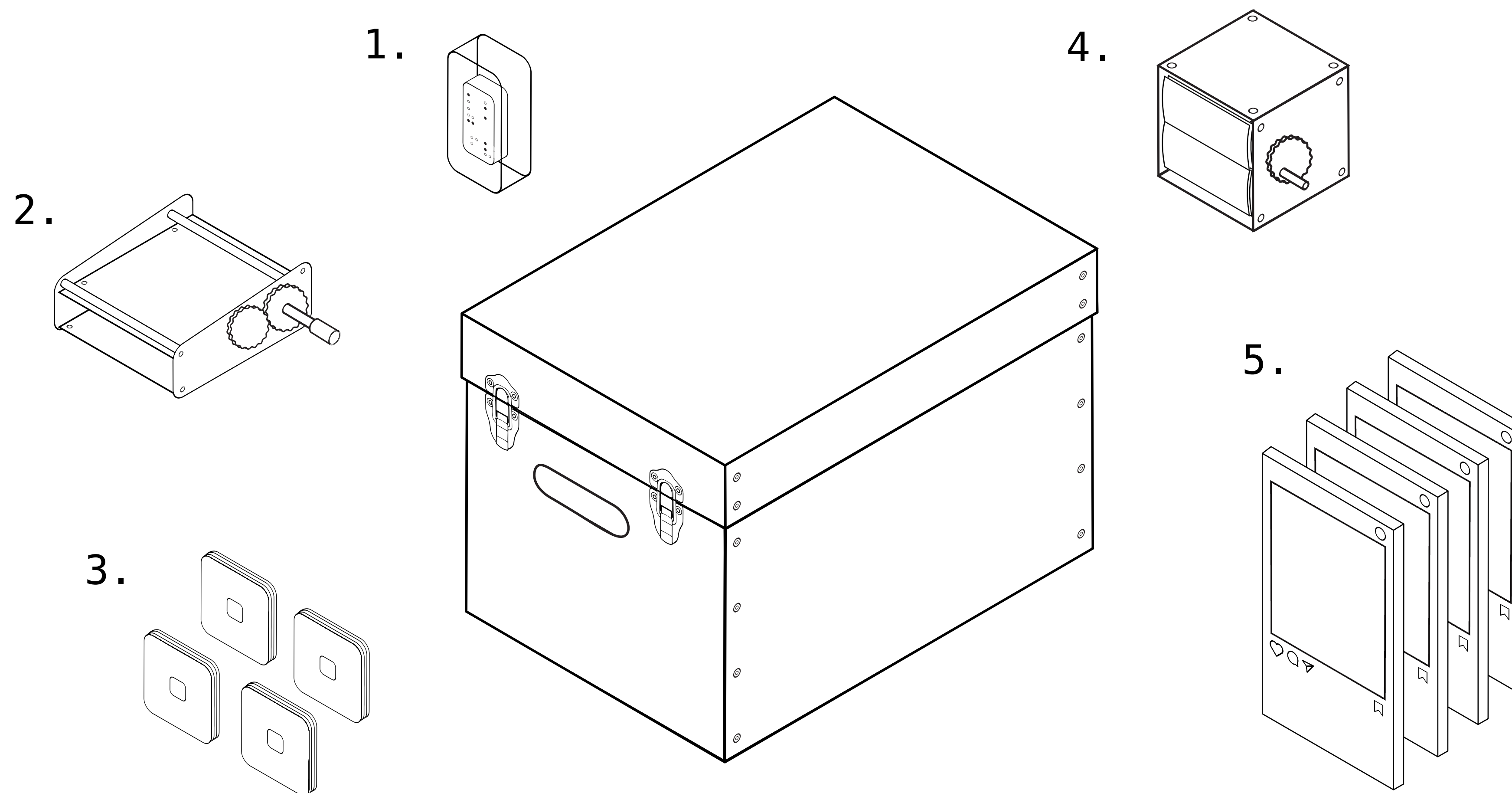
While digital storage offers convenience, it is far from permanent. Files can disappear due to hardware failures, software obsolescence, cyber attacks or a phenomenon known as bit rot – the gradual corruption of digital data over time. In a world where formats change rapidly and platforms shut down, physical preservation offers stability. By converting digital content into durable, physical formats, we reduce the risk of loss and ensure continued access over time.

The Capsule



When you've chosen which data you want to preserve, you will receive your personalized capsule. The capsule is a carefully designed, physical archive that transforms your digital legacy into a tangible format. Designed as a durable metal container, it includes tactile representations of your most meaningful digital content – such as printed messages, social media posts, video stills, and music – alongside a high-tech storage core containing your complete digital archive.

Your archive is preserved both physically and digitally. While the physical object offers a meaningful, lasting way to engage with your digital past, you also have access to all your preserved data through a secure and private online portal.



1. Publications.

Featuring curated material from your notes, text messages, emails, and documents.

2. Lithophanes.

3D-printed images of social media posts that reveal their details when lit from behind.

3. Frame viewer.



A mechanical device displaying a selected video clip frame by frame.

4. Music box.

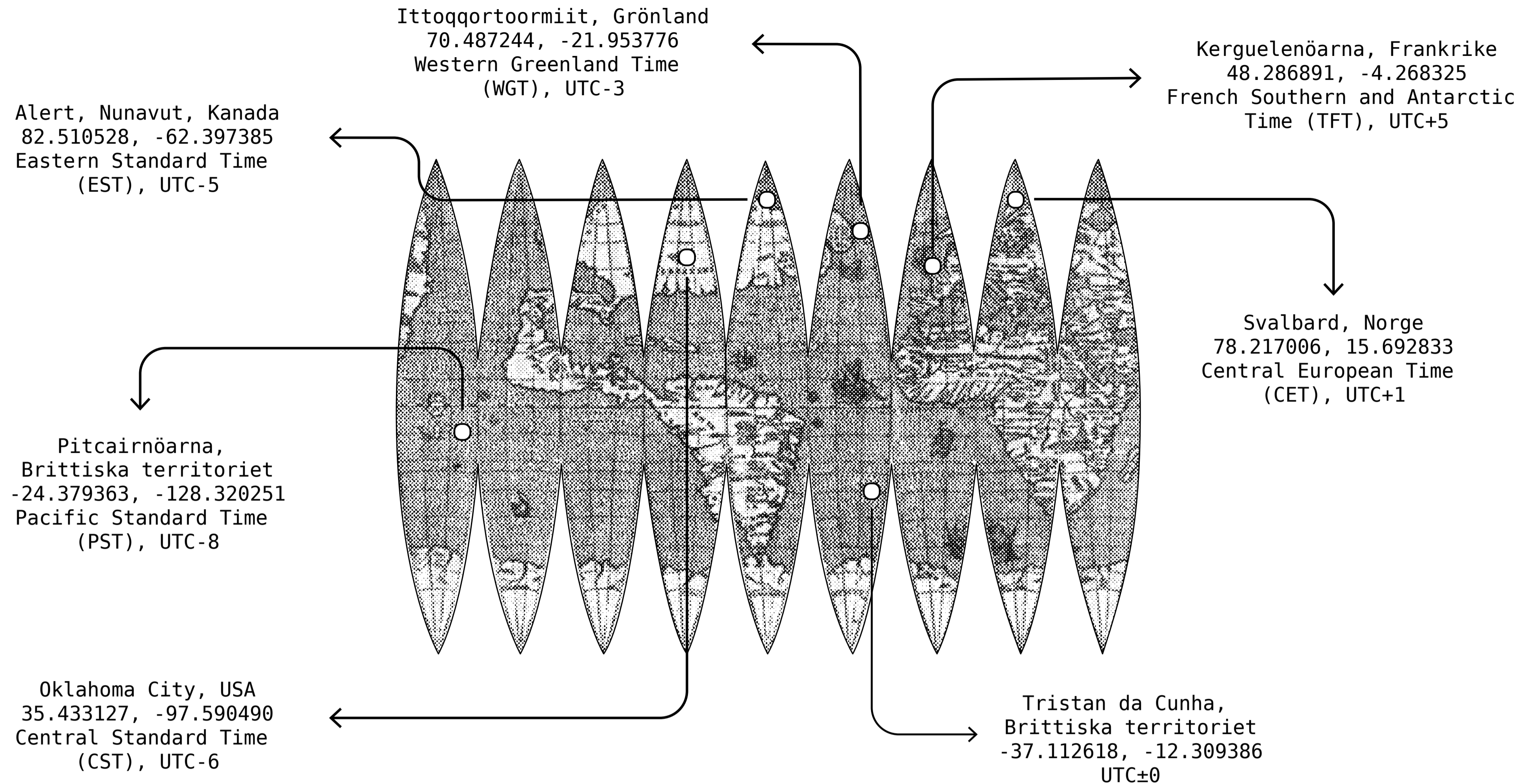
Playing your chosen song, offering a personal auditory memory.

5. Data core.

Using advanced compression and preservation technologies, this compact storage unit securely contains your complete digital archive, designed for readability and longevity far beyond current standards.



Locations



The preservation process doesn't end when your capsule arrives at your home. At DIG Archive, we ensure the long-term safety of your digital legacy through a transparent storage system designed to outlast shifts in technology and infrastructure.

Your digital archive is securely backed up in our climate-controlled archival facilities, protected by advanced physical and digital security measures. To minimize risk and ensure durability, we store copies across multiple geographically dispersed locations. This system of dis-

tributed storage safeguards your data against natural disasters, technical failures, and other unforeseen events.

We believe that archives should not disappear into obscurity. That's why we maintain a public map showing the locations of our storage facilities – offering both transparency and accountability. Knowing where your archive resides helps ensure it won't be forgotten. It becomes part of a shared, visible infrastructure.




YOUR LOCATION

Every capsule is uniquely marked with the coordinates of where a secure copy of your digital archive is stored. These coordinates serve as a physical reference to the real-world location where your archive is stored – a quiet reminder that your digital legacy exists not just in the cloud, but in a real, protected place in the world.

NAME: XXXXX XXXXX
ARCHIVE ID: DIG-XXXX-XXXX
DATE: XXXX-XX-XX
GEOLOCATION: XX.XXXXXX°N, XX.XXXXXX°E
VERIFIED BY: DIG Archive


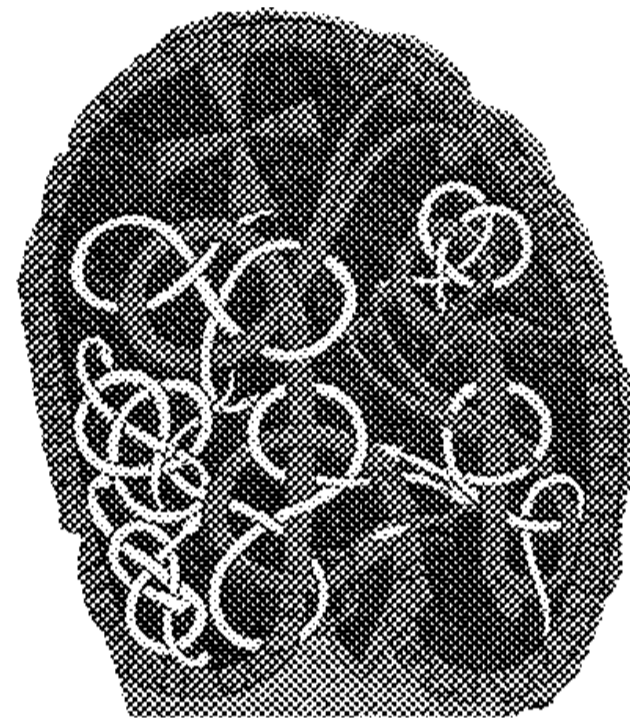

IT'S ONLY UP FROM HERE

Preservation Process



HOW THE PRESERVATION PROCESS WORKS

Preserving your digital legacy begins with a careful selection of what matters most. Once uploaded, your digital material is carefully converted and prepared for long-term storage. This process builds on a long tradition of archiving: from mesopotamian clay tablets to Norse runestones and Egyptian hieroglyphs, civilizations have always searched for ways to preserve their knowledge across generations. DIG Archive continues this tradition in the digital age, turning fleeting data into forms built to last.




At the heart of this process are the DIG operatives. Their work begins once your archive enters the system. Each file is carefully decoded and reduced to its essential data structure. Bit by bit, they disassemble your content into its purest binary form: sequences of 1s and 0s. Using DIG's specialized compression methodology, the operatives imprint the entirety of your data into the Data core – a compact, high-capacity storage medium designed for endurance across centuries. Though the exact technology behind the Data core remains undisclosed, it is engineered to remain stable regardless of future technological shifts.


PHYSICAL REPRESENTATION

In parallel, selected digital materials are transformed into physical representations by our in-house specialists. These include finely etched lithophanes that reveal images when lit from behind, echoing the tactile clarity of ancient tablets. Printed volumes containing emails, messages, and personal writings are preserved on archival-grade paper and encased in protective covers. Short videos are animated through mechanical viewers and audio is encoded to be played through a music box. These physical representations make your digital content tangible – easier to see, hold, and connect with.

IT'S ONLY UP FROM HERE



Submit Archive



UPLOAD YOUR DIGITAL DATA

To begin the preservation process, upload the digital materials you wish to archive. You can do this manually or choose an automated option using our secure AI-assisted system – ideal if you're helping preserve someone else's digital legacy.

MAKING A SELECTION

Preservation starts with intention. Here's what to keep in mind!

Personal Relevance. Choose the content that represents your life – photos, videos, conversations, journals, documents, and creative work. Think about what you would want to pass on or look back on in the future.


Historical or educational value. Digital content that has long-term significance, such as historical data, important events, or professional documents, is worth preserving.

Volume of Data. You don't need to upload everything. Think of this as a personal museum – select what matters most. If you're unsure, we're here to guide you.

File Types to Consider:


- Images and videos
- Messages and emails
- Social media posts
- Documents and creative work
- Music and audio
- Notes, journals, and writing

INITIATE UPLOADING




UPLOAD PORTAL

Begin the process of preserving your digital legacy.




MANUAL UPLOAD




Manually select and upload your files

AI-ASSISTED UPLOAD




Let our AI-system help you choose the most meaningful parts of your digital life.





UPLOAD PORTAL

Begin the process of preserving your digital legacy.




Choose a file or drop it here
Max file size up to 1 TB

BROWSE FILE




Connect to cloud services
Google Drive, Dropbox, iCloud, etc.

CONNECT



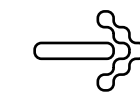
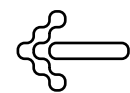
Import from social media
Log in to connect and select what you want to archive.


IMPORT



Connect and select app data
Choose which apps to link and select the data

SELECT APP





UPLOAD PORTAL

Begin the process of preserving your digital legacy.



PERSONAL DETAILS

First Name

Last Name

Date of Birth

Year Month Day

Contact information

Email address

Phone number

Digital Legacy Contact (optional) A digital legacy contact is someone who can access or manage your archive in the event of your death.

Yes, I'd like to assign a contact

No, not at this time

Shipping Address

Country

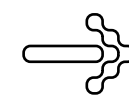
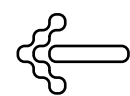
City


Postal Code

Street Address

I want to contribute my archive to the **Public Archive**


I confirm that I have read and agree to the **Terms & Conditions.**





UPLOAD PORTAL

Begin the process of preserving your digital legacy.



AUTOMATED CURATION

Consent & Acknowledgement

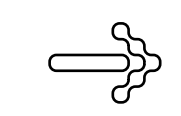
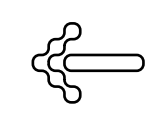
By selecting automated curation, you give DIG Archive's AI system temporary and secure access to your connected devices, cloud accounts, social media and selected apps.


The system will scan and interpret your data to identify content of potential personal, historical, or emotional significance. This includes – but is not limited to – photos, documents, messages, creative work, and social media activity. The goal is to assist in creating a meaningful and representative archive of your digital life – or someone else's, if you are managing a legacy on their behalf.

You remain in full control of the archive. Before final processing, you will receive a detailed overview of the selected materials and have the opportunity to review, edit, or remove any content.

Your privacy and data security are our highest priorities. All analysis is conducted in a closed, encrypted environment, and no data is shared outside the DIG Archive system.

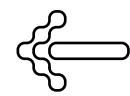


I give my consent to allow DIG Archive's automated system to analyze and curate my own, or someone else's, digital content for the purpose of long-term preservation.



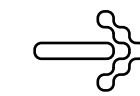



UPLOAD PORTAL

Begin the process of preserving your digital legacy.



35% completed



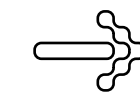
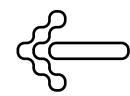
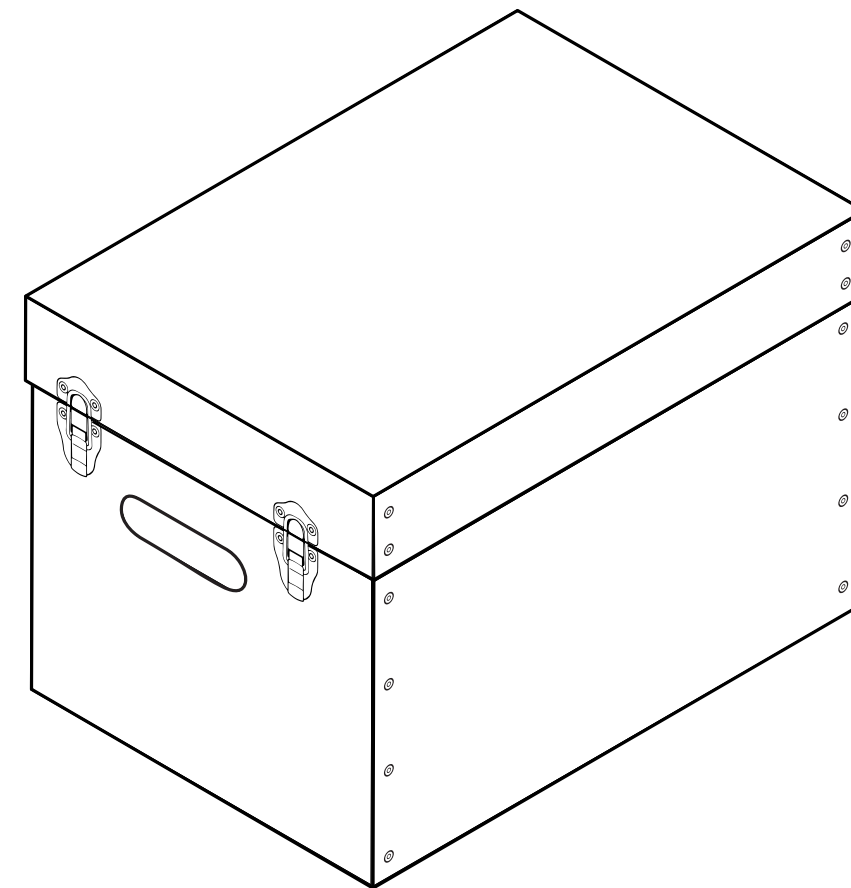


UPLOAD PORTAL

Begin the process of preserving your digital legacy.



Thank you!



Your digital legacy is now part of the DIG Archive.

Your capsule is being assembled
and will soon be dispatched.